



District Report Card: 2017


State: Tamil Nadu	District: Coimbatore
Class: 5	Subject: Language
Schools: 34	Students: 596


Participation/Coverage


Students

GENDER 	Boys		Girls	
	Number	%	Number	%
	274	45.97	322	54.03

AREA 	Rural		Urban	
	Number	%	Number	%
	306	51.34	290	48.66

CATEGORY 	SC		ST		OBC		GEN	
	Number	%	Number	%	Number	%	Number	%
	202	33.89	3	0.50	335	56.21	56	9.40

CWSN 	LD	VI	HI	S&LD	ID	Oth
	1	0	0	0	3	0

Management 	Government		Government-aided	
	Number	%	Number	%
	440	73.83	156	26.17

Average Performance of Students in Language (%)

Overall	Gender		Area		Management		Social Group			
	Male	Female	Rural	Urban	Govt.	Aided	SC	ST	OBC	GEN
56.88	54.18	59.17	53.40	60.55	55.56	60.60	54.75	55.56	59.18	50.83

Performance on Learning Outcomes (LOs)

Learning Outcomes	Description	Average Performance(%)
L504	Reads and comprehends independently storybooks, news items/ headlines, advertisements etc.	57.48
L508	Reads text with comprehension, locates details and sequence of events	56.58

Range of Performance of Students who Answered Correctly							
Below 30%		30% - 50%		50% - 75%		Above 75%	
Number	%	Number	%	Number	%	Number	%
72	12.08	162	27.18	244	40.94	118	19.80

Lowest Performing Learning Outcomes (LOs)

- 1 - Reads text with comprehension, locates details and sequence of events (56.58)
- 2 - Reads and comprehends independently storybooks, news items/ headlines, advertisements etc. (57.48)